

# MotorGuide® REPAIR PARTS

Models: **LAZER II**  
ELECTRIC STEER

## L62RF

## AG62RF

**SPECIFICATIONS:**

Year of Intro	1998
Thrust	62LBS
Volts	24VDC
Amp Draw	0 to 33 amps
Mount	20 Bow
Speeds	Variable

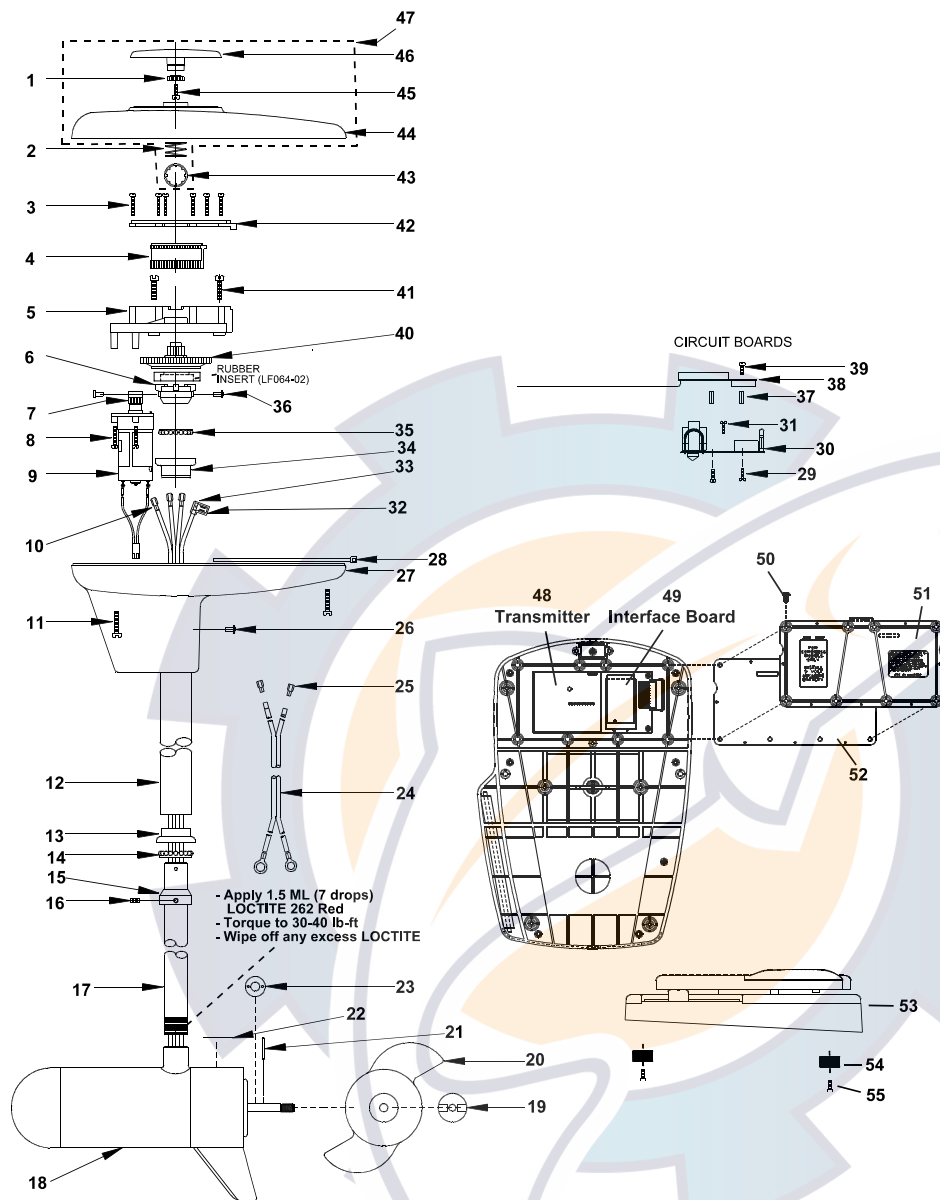
**QUICK REFERENCE PARTS GUIDE:**

MOSFET	JF096-08
Motor Seal Kit	6220
Transmitter	NP169-02

**PARTS ORDERING & TECH ASSISTANCE**

MotorGuide Consumer Relations  
Phone 918-831-6989  
Fax 800-982-8093

*Returned Goods must be accompanied with a Returned Goods Authorization. Contact MotorGuide Consumer Relations to obtain RGA.*

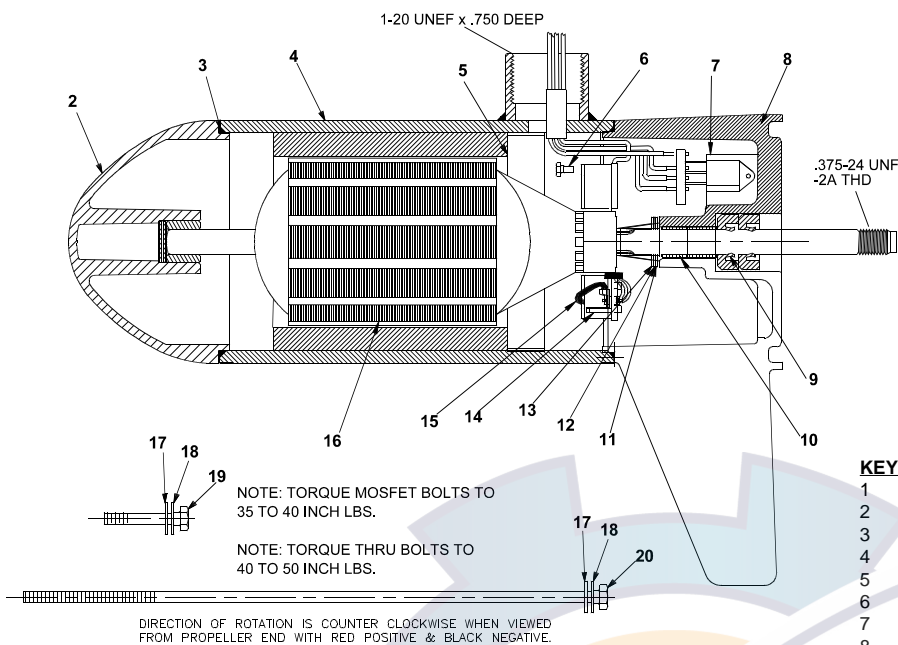


KEY#	PART#	DESCRIPTION	KEY#	PART#	DESCRIPTION	KEY#	PART#	DESCRIPTION	
1	LF069-04	LAZER GEAR/INDICATOR	22	LF060-04	LOWER UNIT DECAL LAZER	47	LF053-29	LAZER II GENERIC T/H COVER	
2	LF014-01	SPRING/INDICATOR	23	RK171-01	NYLON WASHER .125" THICK	48	LF053-31	AUTOGUIDE GENERIC T/H COVER	
3	LF141-02	SCREW #4 X 7/8	24	LF328-01	BATTERY CABLE ASY	49	NP169-02	TRANSMITTER	
4	LF125-01	RACK	25	PM160-01	TERMINAL	50	NP157-03	LAZER II INTERFACE BD RF	
5	LF126-01	RACK GUIDE	26	LF111-02	POP RIVET .126-.187 D6	51	NP157-05	AUTOGUIDE INTERFACE BOARD RF	
6	LF064-01	COLUMN COUPLER	27	LF004-03	T/H BASE	52	XF141-06	#6X32X7/16 SCREW	
7	LF068-03	PINION GEAR	28	AF030-01	CABLE TIE	53	NP012-01	LAZER II BATTERY DOOR	
8	LF141-02	SCREW #4 X 7/8	29	AF141-01	SCREW, SELF TAPPING	54	NP079-02	LAZER II DOOR GASKET	
9	LF3126-02	DRIVE MOTOR ASSY 24V	30	LF157-02	LAZER II 24V ES/RF BOARD	55	NP300-09	LAZER II PEDAL ASY	
10	PM160-01	TERMINAL	31	LF157-07	AUTOGUIDE 24V ES/RF BOARD		NP300-14	AUTOGUIDE RF PEDAL ASY	
11	LF141-04	SCREW #8 X 1"	32	AF141-01	SELF TAPPING SCREW		54	XP023-01	FOOT PEDAL PADS
12	AF165-06	(46") OUTER TUBE	33	BR161-03	20-14 FLAG TERMI/STRIP G2		55	XF135-01	SCREW, PAD
13	AF165-07	(30") OUTER TUBE	34	AT080-01	INSULATING SLEEVE				
14	AF165-08	(36") OUTER TUBE	35	FM007-01	BEARING CUP				
15	AF165-01	(13") OUTER TUBE	36	FM005-01	BALL BEARING				
16	FM007-01	RETAINER/ BEARING CUP	37	LF111-01	POP RIVET .376-.500 D6				
17	FM005-01	BEARING	38	LF102-03	STANDOFF				
18	AF006-01	RETAINER/BEARING	39	LF170-01	RECEIVER				
19	AF143-01	SET SCREW	40	LF133-01	SELF TAPPING SCREW				
20	LF049-03	36" SS COLUMN	41	LF069-08	COLUMN GEAR/POWDER MET				
21	LF049-04	42" SS COLUMN	42	LF141-03	SCREW #8X3/4				
	LF049-05	50" SS COLUMN	43	LF127-01	RACK GUIDE COVER				
	LF049-08	54" SS COLUMN	44	LF098-01	TINNERMAN CLIP				
	LF049-09	60" SS COLUMN	45	LF053-29	LAZER II GENERIC T/H COVER				
	JF397-05	62 # F/O MOTOR	46	LF053-31	AUTOGUIDE GENERIC T/H COVER				
	AR099-01	PROP NUT		LF141-06	SCREW #6X1/2 PLASTIC				
	AF124-10	3.5 NINJA 3 BLADE PROP		LF078-09	LAZER INDICATOR				
	BR102-01	PROP DRIVE PIN							

**PARTS NOT ILLUSTRATED**

LF078-02	RAISED SECONDARY INDICATOR
LF141-01	SCREW, SECONDARY INDICATOR
LF057-01	INDICATOR DECAL
LF056-25	L62RF TOP HOUSING DECAL
LF056-33	AG62RF TOP HOUSING DECAL

**Models:**  
**L62RF**  
**AG62RF**

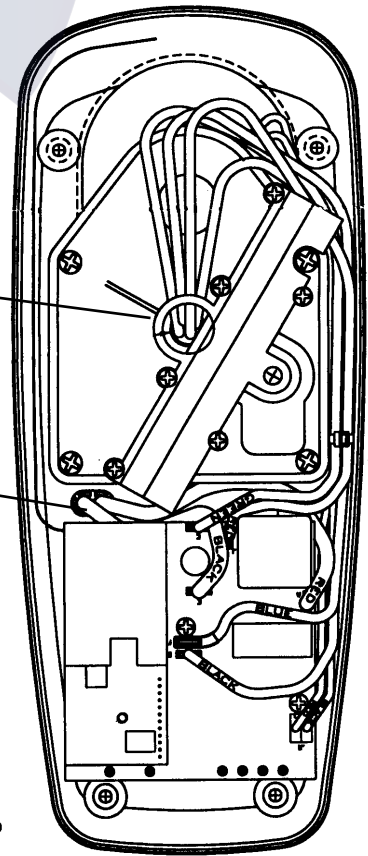
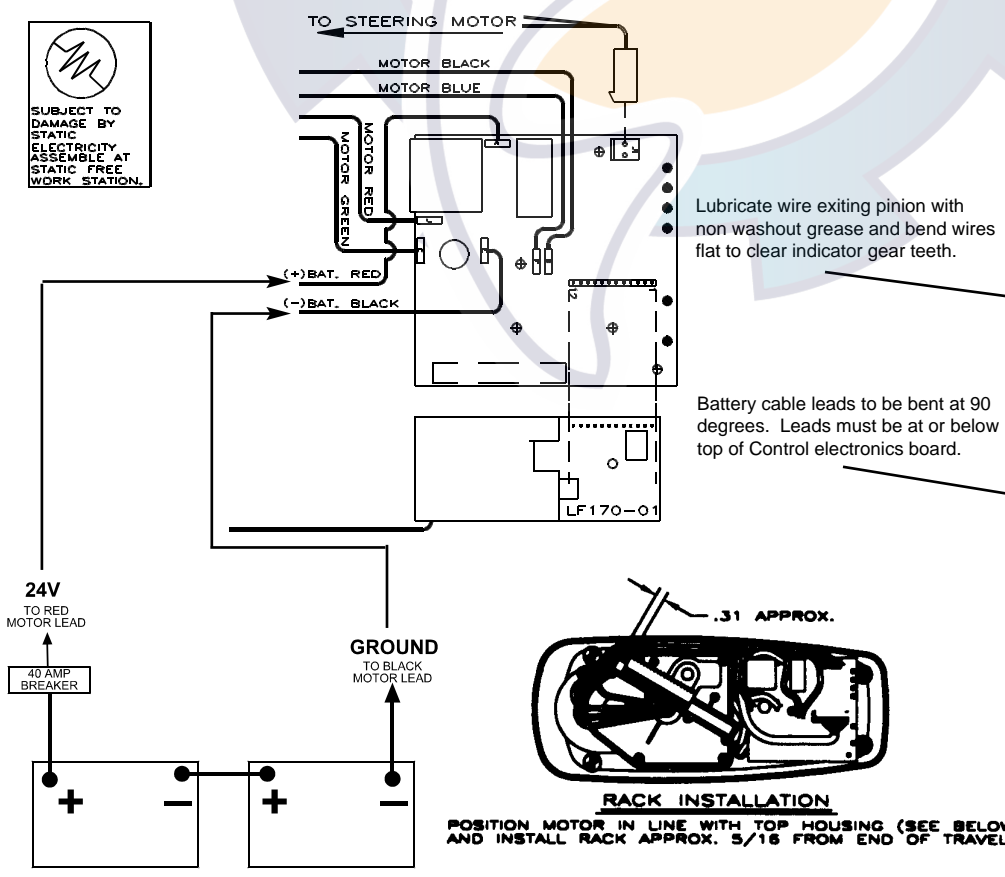


NOTE: TORQUE MOSFET BOLTS TO 35 TO 40 INCH LBS.  
NOTE: TORQUE THRU BOLTS TO 40 TO 50 INCH LBS.

DIRECTION OF ROTATION IS COUNTER CLOCKWISE WHEN VIEWED FROM PROPELLER END WITH RED POSITIVE & BLACK NEGATIVE.

KEY	QTY	DESCRIPTION	PART NO.
1	X	MOTOR	UF397-02
2	1	NOSE CAP	JF3212-01
3	2	O RING SEAL	MR217-01
4	1	HOUSING ASY	UF3210-01
5	1	RETAINER	JF233-01
6	2	BRUSH CARD SCREW	MR228-01
7	1	DURA AMP MODULE	JF096-08
8	1	COMM CAP	UF3205-01
9	2	SHAFT SEAL	MR223-01
10	1	BEARING	MR206-01
11	1	NYLATRON WASHER	MR226-01
12	1	WASHER	MR227-01
13	1	E RING	MR219-01
14	2	BRUSH SPRINGS	MR214-02
15	1	BRUSH ASY LESS SPRING	UF3201-02
16	1	ARMATURE	UF3207-01
17	4	STATIC SEAL	MR222-01
18	4	THRU BOLT WASHER	MR216-01
19	2	DURA AMP SCREW	MR229-04
20	2	THRU BOLT	MR218-02

**WIRING**



**RACK INSTALLATION**  
POSITION MOTOR IN LINE WITH TOP HOUSING (SEE BELOW) AND INSTALL RACK APPROX. 5/16 FROM END OF TRAVEL